

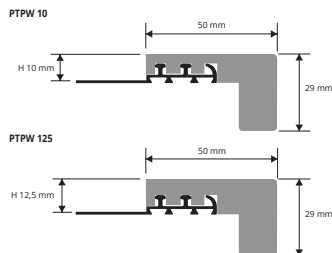


PROSTEP WOOD is a step nosing profile in real oak with aluminium base. Its 90° shape makes a perfect and elegant nosing for modern stairs and steps in ceramic-tile-terracotta-wood for indoor and outdoor environments. Attractive.

PROSTEP WOOD may be treated and painted subsequently at the time of laying, according to the finishes chosen for the staircase.

PROSTEP WOOD

NATURAL OAK
+ ALUMINIUM BASE



NATURAL OAK + ALUMINIUM BASE
bar length 2,7 lm - pack. 10 Pcs - 27 lm

Article	H mm		
PTPW 10	10		*
PTPW 125	12,5		*

H 15 mm on demand

NATURAL OAK + ALUMINIUM BASE
bar length 1,20-1,80 lm - pack. 10 Pcs - 12/18 lm

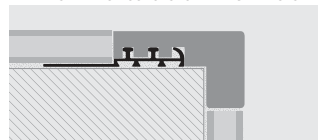
Article	H mm		
PTPW 1020 (bar length 1,20 lm)	10		*
PTPW 12520 (bar length 1,20 lm)	12,5		*
PTPW 1080 (bar length 1,80 lm)	10		*
PTPW 12580 (bar length 1,80 lm)	12,5		*

COLOURS



ITEMS SUPPLIED ALREADY ASSEMBLED
Treat the wood appropriately with paint or oil.

EXAMPLES AND INSTRUCTIONS FOR LAYING METHODS



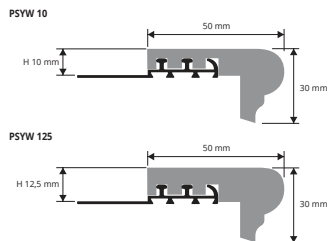
1. Choose the PROSTEP WOOD with suitable height for the thickness of the covering of the step or staircase. 2. Apply the adhesive onto the area of application of the profile. 3. Lay and align the profile, cut to the necessary length, pressing the perforated flange into the adhesive. 4. Lay the step covering, aligning it so that the top edge of the profile is "flush" with the covering. 5. Fill the profile/covering area of contact with adhesive to prevent any infiltration.

PROSTYLE WOOD è is a step nosing profile in real oak with aluminium base. Its rounded "torus/fret" shape makes a perfect and elegant nosing for stairs and steps in ceramic-tile-terracotta-wood for indoor and outdoor environments. Attractive.

PROSTYLE WOOD may be treated and painted subsequently at the time of laying, according to the finishes chosen for the staircase.

PROSTYLE WOOD

NATURAL OAK
+ ALUMINIUM BASE



NATURAL OAK + ALUMINIUM BASE
bar length 2,7 lm - pack. 10 Pcs - 27 lm


Article	H mm		
PSYW 10	10		*
PSYW 125	12,5		*

H 15 mm on demand

NATURAL OAK + ALUMINIUM BASE
bar length 1,20-1,80 lm - pack. 10 Pcs - 12/18 lm

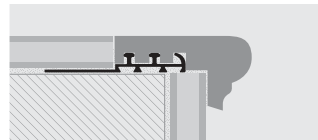
Article	H mm		
PSYW 1020 (bar length 1,20 lm)	10		*
PSYW 12520 (bar length 1,20 lm)	12,5		*
PSYW 1080 (bar length 1,80 lm)	10		*
PSYW 12580 (bar length 1,80 lm)	12,5		*

COLOURS



ITEMS SUPPLIED ALREADY ASSEMBLED
Treat the wood appropriately with paint or oil.

EXAMPLES AND INSTRUCTIONS FOR LAYING METHODS



1. Choose the PROSTYLE WOOD with suitable height for the thickness of the covering of the step or staircase. 2. Apply the adhesive onto the area of application of the profile. 3. Lay and align the profile, cut to the necessary length, pressing the perforated flange into the adhesive. 4. Lay the step covering, aligning it so that the top edge of the profile is "flush" with the covering. 5. Fill the profile/covering area of contact with adhesive to prevent any infiltration.

* = On demand, price and delivery time to be agreed.