



PROMOQUETTE GIN is a profile in anodised aluminium with tap-down edge for edging or joining floors in carpeting, PVC, linoleum, ceramic tiles/wood, etc. Two versions are available: punched for laying under tension and then permanently fixed with screws/nails or the adhesive version for laying with glue and which can be taken up if required. **PROMOQUETTE GIN** guarantees an impeccable finish and offers the dual function of both joining and of covering any flawed edges of the floors. It speeds up laying time and the result is attractive.

PROMOQUETTE GIN

ANODISED GOLD, SILVER AND BRONZE ALUMINIUM WITH SELF-ADHESIVE AND PUNCHED



ANODISED GOLD, SILVER AND BRONZE ALUMINIUM thermo packed - bar length 2,7 lm - pack: 20 Pcs - 54 lm

Article	H mm		
PMG... 813F (punched)	8/13		
PMG... 813A (with adhesive)	8/13		

COLOURS



AA - Anodised silver alum. AO - Anodised gold alum. AB - Anodised bronze alum.

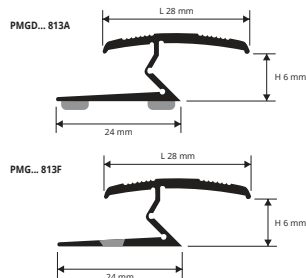


Available in the colours: AO - AA - AB (AT, CH and SB available on demand with a minimum quantity order of 270 lm). The code of the selected colour must be added to the article code. E.g.: PMG... 813F (chosen colour anodised gold alum.) PMGAO 813F.

ON DEMAND MINIMUM 270 LM by color and height

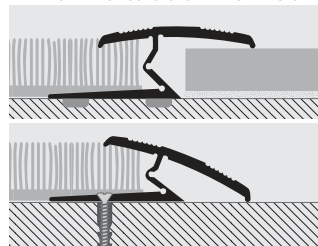


AT - Anodised titanium alum. CH - Anodised champagne alum. SB - Anodised sand alum. (price and delivery time to be agreed)



carpet gripper profiles

EXAMPLES AND INSTRUCTIONS FOR LAYING METHODS



1. Cut the profile to the necessary length. 2. Fix the "PROMOQUETTE GIN" to the floor using screws/nails or two-sided adhesive tape. 3. Lay the required floor, inserting the carpeting, PVC, linoleum, ceramic tile or wood under the upper curved part. 4. Apply pressure evenly on the edges of the profile until they close and secure the flooring on both sides.

PROMOQUETTE CLIP is an aluminum profile, which allows to combine two carpet in practical and fast way. The profile is composed by a base and a TOP serrated, thanks to its particular section, allows to cover and fix the edges of the carpet with the connection of the top to the base. **PROMOQUETTE CLIP** in anodized aluminum is suitable for closed environment is required where a good resistance to mechanical and chemical stresses.

PROMOQUETTE CLIP

ANODISED SILVER ALUMINIUM TOP AND NOTCHED BASE



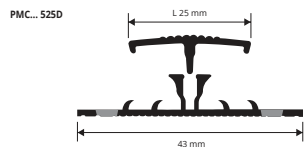
ANODISED SILVER ALUMINIUM thermo packed - bar length 2,7 lm - pack: 20 Pcs - 54 lm

Article	H mm		
PMCAA 525D	5		

COLOURS

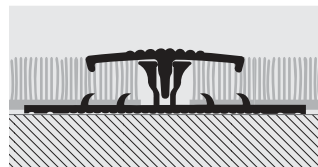


AA - Anodised silver alum.



carpet gripper profiles

EXAMPLES AND INSTRUCTIONS FOR LAYING METHODS



1. Cut the profile to the necessary length. 2. Fix the punched/notched base to the floor using screws/nails or two-sided adhesive tape. 3. Lay the carpeting by gluing or holding under tension. 4. With the help of a wooden tapping block and a hammer, apply pressure evenly over the whole of the top profile until it clicks into the base, thereby securing the carpeting on both sides.

* = On demand, price and delivery time to be agreed.