



PROFLOOR 712 is a self-adhesive sloping terminal transition profile in AISI 304/1.4301-V2A stainless steel with protective film. It is used to give a clean-cut, elegant finish when joining and compensating differences in level of floors that are already laid and in differing or same materials e.g. ceramic tiles-wood-parquet-marble. It joins and compensates a thickness between 7 and 12mm. **PROFLOOR 712** ensures a perfect finish with little height, covering any flaws created during laying of the floor. Easy to lay; the high-strength elastomer adhesive ensures an excellent grip.

PROFLOOR 712

POLISHED STAINLESS STEEL
AISI 304/1.4301-V2A WITH SELF-ADHESIVE



POLISHED STAINLESS ST. AISI 304/1.4301-V2A self-adhesive
thermo packed - bar length 0,93 lm - pack. 20 Pcs

Article	L x H mm		
PFRAC 7129AS	38 X 7/12		

POLISHED STAINLESS ST. AISI 304/1.4301-V2A self-adhesive
thermo packed - bar length 1,66 lm - pack. 20 Pcs

Article	L x H mm		
PFRAC 71216AS	38 X 7/12		

POLISHED STAINLESS ST. AISI 304/1.4301-V2A self-adhesive
thermo packed - bar length 2,7 ml - pack. 20 Pcs - 54 lm

Article	L x H mm		
PFRAC 7121A	38 X 7/12		

POLISHED STAINLESS ST. AISI 304/1.4301-V2A self-adhesive
thermo packed - bar length 0,83 lm - pack. 20 Pcs

Article	L x H mm		
PFRAC 7128AS	38 X 7/12		

POLISHED STAINLESS ST. AISI 304/1.4301-V2A self-adhesive
thermo packed - bar length 1,03 lm - pack. 20 Pcs

Article	L x H mm		
PFRAC 71210AS	38 X 7/12		

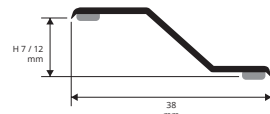
COLOURS



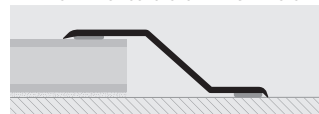
On demand hand-brushed stainless steel
(Prices and delivery time to be agreed)

SUITABLE FOR USE IN CONTACT WITH FOODSTUFFS.

PFRAC 712A/7128AS/7129AS/71210AS/71216AS



EXAMPLES AND INSTRUCTIONS FOR LAYING METHODS



1. Choose the suitable profile and cut it to the necessary length.
2. Degrease, wash and clean the solid surface thoroughly.
3. Remove the protective paper from the adhesive.
4. Lay the profile by applying pressure evenly over the whole surface without using a hammer.

transition profiles

PROFLOOR 712 is a self-adhesive sloping terminal transition profile in polished brass with protective film. It is used to give a clean-cut, elegant finish when joining and compensating differences in level of floors that are already laid and in differing or same materials e.g. ceramic tiles-wood-parquet-marble. It joins and compensates a thickness between 7 and 12mm. **PROFLOOR 712** ensures a perfect finish with little height, covering any flaws created during laying of the floor. Easy to lay; the high-strength elastomer adhesive ensures an excellent grip.

PROFLOOR 712

POLISHED BRASS
WITH SELF-ADHESIVE



POLISHED BRASS self-adhesive thermo packed
bar length 0,93 lm - pack. 20 Pcs

Article	L x H mm		
PFROL 7129AS	38 X 7/12		

POLISHED BRASS self-adhesive thermo packed
bar length 1,66 lm - pack. 20 Pcs

Article	L x H mm		
PFROL 71216AS	38 X 7/12		

POLISHED BRASS self-adhesive thermo packed
bar length 2,7 lm - pack. 20 Pcs - 54 lm

Article	L x H mm		
PFROL 7121A	38 X 7/12		

POLISHED BRASS self-adhesive thermo packed
bar length 0,83 lm - pack. 20 Pcs

Article	L x H mm		
PFROL 7128AS	38 X 7/12		

POLISHED BRASS self-adhesive thermo packed
bar length 1,03 lm - pack. 20 Pcs

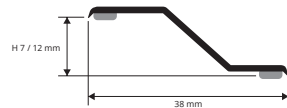
Article	L x H mm		
PFROL 71210AS	38 X 7/12		

COLOURS



OL - Polished brass

PFROL 712A/7128AS/7129AS/71210AS/71216AS



EXAMPLES AND INSTRUCTIONS FOR LAYING METHODS




1. Choose the suitable profile and cut it to the necessary length.
2. Degrease, wash and clean the solid surface thoroughly.
3. Remove the protective paper from the adhesive.
4. Lay the profile by applying pressure evenly over the whole surface without using a hammer.

transition profiles

PROFLOOR 712 is a self-adhesive sloping terminal transition profile in anodised aluminium with silver-gold-bronze finish with protective film. It is used to give a clean-cut, elegant finish when joining and compensating differences in level of floors that are already laid and in differing or same materials e.g. ceramic tiles-wood-parquet-marble. It joins and compensates a thickness between 7 and 12mm. **PROFLOOR 712** ensures a perfect finish with little height, covering any flaws created during laying of the floor. Easy to lay; the high-strength elastomer adhesive ensures an excellent grip.

PROFLOOR 712

ANODISED GOLD, SILVER AND BRONZE
ALUMINIUM WITH SELF-ADHESIVE



ANODISED ALUMINIUM self-adhesive thermo packed
bar length 2,7 lm - pack. 40 Pcs - 108 lm

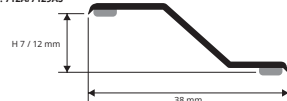
Article	L x H mm		
PFR... 7121A	38 X 7/12		



ANODISED ALUMINIUM self-adhesive
thermo packed - bar length 0,93 lm - pack. 20 Pcs

Article	L x H mm		
PFR... 7129AS	38 X 7/12		

PFR... 712A/7129AS



COLOURS



Available on demand anod. titanium, champagne and sand alum.
with a minimum quantity order of 270 lm

transition profiles

Available in the colours: AA - AO - AB (AT, CH and SB available on demand with a minimum quantity order of 270 lm).
The code of the selected colour must be added to the article code. E.g.: PFR... 7121A (chosen colour anodised gold alum.) PFRAO 7121A.