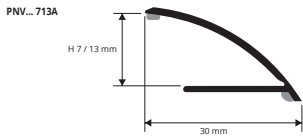


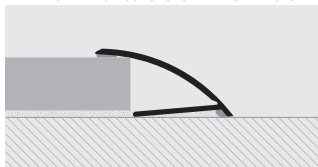
# PRONIVO

ANODISED GOLD AND SILVER ALUMINIUM

transition profiles




### EXAMPLES AND INSTRUCTIONS FOR LAYING METHODS



1. Choose the suitable profile and cut it to the necessary length.
2. Degrease, wash and clean the solid surface thoroughly.
3. Remove the protective paper from the adhesive.
4. Lay the profile by applying pressure evenly over the whole surface without using a hammer.

**PRONIVO** is a transition and edging profile with a rounded shape in anodised aluminium with tap-down edge. It is ideal to give a clean-cut, elegant finish when joining and compensating differences in level of floors that are already laid and in differing or same materials e.g. ceramic tiles-wood-parquet. With its rounded shape it compensates for differences in thickness between 7 and 13 mm where no profile was installed at the time of laying. **PRONIVO** ensures a perfect finish and is easy to lay with the self-adhesive backing guaranteeing perfect adherence to the floor.



### ANODISED ALUMINIUM self-adhesive thermo packed

bar length 2,7 lm - pack 30 Pcs - 81 lm

Article	H mm
PNVAA 713A	7/13

Available in the colours: AA (AO available on demand with a minimum quantity order of 270 lm). The code of the selected colour must be added to the article code.

E.g. PNV... 713 (chosen colour anodised gold alum.) PNVAD 713A.



### COLOURS



AA - Anodised silver alum.

AVAILABLE MINIMUM QUANTITY 270 LM by color and height



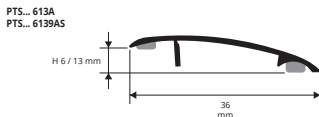
AO - Anodised gold alum.

(price and delivery time to be agreed)

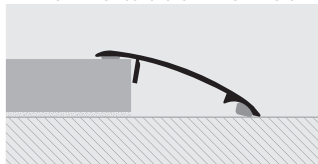
# PROTRANS

ANODISED GOLD AND SILVER ALUMINIUM

transition profiles



### EXAMPLES AND INSTRUCTIONS FOR LAYING METHODS



1. Choose the suitable profile and cut it to the necessary length.
2. Degrease, wash and clean the solid surface thoroughly.
3. Remove the protective paper from the adhesive.
4. Lay the profile by applying pressure evenly over the whole surface without using a hammer.

**PROTRANS** is a transition and edging profile with a rounded shape in anodised aluminium. It is ideal to give a clean-cut, elegant finish when joining and compensating differences in level of floors that are already laid and in differing or same materials e.g. ceramic tiles-wood-parquet. With its rounded shape it compensates for differences in thickness between 7 and 13 mm where no profile was installed at the time of laying. **PROTRANS** ensures a perfect finish and is easy to lay with the self-adhesive backing guaranteeing perfect adherence to the floor.



### ANODISED ALUMINIUM self-adhesive thermo packed

bar length 2,7 lm - pack 40 Pcs - 108 lm

Article	H mm
PTSAA 613A	6 / 13

Available in the colours: AA (AO, AT, CH e SB available on demand with a minimum quantity order of 270 lm). The code of the selected colour must be added to the article code. E.g.: PTS... 613A (chosen colour anodised gold alum.) PTSAA 613A.



### ANODISED ALUMINIUM self-adhesive thermo packed - bar length 0,90 lm - pack 20 Pcs



Article	H mm
PTS... 6139AS	6 / 13

### COLOURS



AA - Anodised silver alum.


AVAILABLE MINIMUM QUANTITY 270 LM by color and height



AO - Anodised gold alum.



AT - Anodised titanium alum.



CH - Anod. champagne alum.



SB - Anod. sand aluminium

(price and delivery time to be agreed)