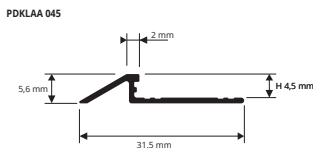


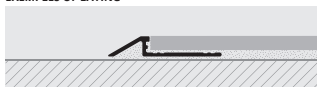
PROSLIDER KL ALL

ANODISED SILVER ALUMINIUM

profiles for low thicknesses



EXAMPLES OF LAYING



PROSLIDER KL ALL is a slide shape progressive transition terminal square suitable for connecting perfectly without steps two floor levels. The particular strength of the square allows to resist and bear heavy loads and frequent passages of manual trolleys and motor vehicles besides protecting the edge of the higher floor. The **PROSLIDER KL ALL** is especially used to connect LA Kerlite/Laminam and thin ceramic tiles to each other or else it is used with wood and/or a pre-existing floor. Available in anodised aluminium.



INSTRUCTIONS FOR LAYING

1. Choose the profile with the required finish.
2. Fill the profile cavity with adhesive and apply the adhesive onto the area of application.
3. Lay the "PROSLIDER KL ALL".
4. Align it flush with the floor/covering.
5. Use the adhesive to seal any empty interstices.

ANODISED SILVER ALUMINIUM thermo packed

bar length 2,7 lm - pack. 40 Pcs - 108 lm

Article	H mm		
PDKLAA 045	4,5		

COLOURS

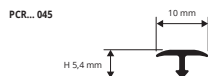


AA - Anodised silver alum.

PROCOVER 1045 ALL

ANODISED AND POLISHED
SILVER, CHROME AND GOLD ALUMINIUM

profiles for low thicknesses



EXAMPLES OF LAYING



PROCOVER 1045 ALL is a joint cover profile in anodised aluminium. It is applied at the end of the laying process between two adjoining floors placed at the same level, with a gap of 3 to 6 mm between the two kerlite /laminam/ or thin ceramic tile floors laid with the adhesive. It protects the external edge of the floor/covering. It is easy to lay and aesthetically pleasing. The design of the profile with lower vertical arrowhead part allows excellent anchorage with silicone / adhesive.



INSTRUCTIONS FOR LAYING

1. Choose "PROCOVER 1045 ALL" in the desired finish considering a side lap of 2/3 mm.
2. Fill the gap with single-pack silicone or with the adhesive used for laying the floor.
3. Bury the profile into the adhesive, making sure that both side laps of the profile rest on the coverings to be joined.

IMPORTANT: Take care of the external edges of the aluminium "PROCOVER 1045 ALL". They must be protected from aggressive substances such as adhesives and sealants and from smoothing or scraping action.

ANODISED SILVER ALUMINIUM thermo packed

bar length 2,7 lm - pack. 40 Pcs - 108 lm


Article	H mm		
PCRAA 1045	4,5		

POLISHED CHROME/GOLD ALUMINIUM thermo packed


bar length 2,7 lm - pack. 40 Pcs - 108 lm

Article	H mm		
PCRBC 1045	4,5		
PCRBO 1045	4,5		


COLOURS



AA - Anodised silver alum.



BC - Polished chrome alum.



BO - Polished gold alum.

