


DUPLOMAT

Aluminium Entrance Matting System





Duplomat Range

The Duplomat range is suitable for very heavy traffic conditions, including wheeled traffic like shopping trolleys. It is a double sided entrance matting system so it is reversible. Available with 10 years guarantee. The aluminium profiles can be anodised to 24 colours and the insert is available in 3 colours, grey, beige and zebra, which is a unique option to the market.

This mat comes manufactured to size.



SPECIFICATION

PRODUCT REFERENCE

Duplomat Range
Reversible Aluminium Matting System

LOCATION

Standard Insert: Internal installation
Rubber insert: Internal or external installation

INSTALLATION

- Recessed: flush fitted with surrounding area using aluminium frames
- On the top of the existing floor: using ramp profiles (12 mm high)

Not suitable for cutting and shaping on site. The mat comes manufactured to size and shaped mats need to be templated

CONSTRUCTION

Galvanized stainless steel wire connection:

- Closed construction
- Open construction

MATERIAL

Profiles: aluminium or anodised aluminium in 24 colours
Wiper: STANDARD (Polyamide- vulcanized layered rubber strips with pre-coloured textile (colourfast),
RUBBER(EPDM)

AVAILABLE HEIGHTS

12 mm
18 mm

PANEL SIZE

Maximum width: 3 meters

WIDTH OF THE WIPER INSERT

Single - 15 mm
Double - 30 mm
Triple - 45 mm

COLOURS

STANDARD : Grey, Black, Zebra
RUBBER: Black

FIRE CERTIFICATION

STANDARD: Bfl,s1
RUBBER: Cfl,s1

SLIP RESISTANCE



R11

LOADING CAPACITY

Standard 2900 kg per 100 cm²
Rubber 2500 kg per 100 cm²

WARRANTY

10 years



THE DESIGNER MAT


The Duplomat is not just an extremely heavy-duty mat, but it has designer options as well.

ANODIZED ENTRANCE MATTING

The Duplomat range can be anodized to 24 different colours. The anodizing process provides your mat with an extra protective layer on top of the aluminium and gives it a unique look and feel. The process of anodization allows you to create a truly customized entrance mat. Now you can style your interior to suit the exterior of your building to create an incredible first impression. The creative possibilities are endless!

MAKE AN IMPRESSION

Your entrance mat marks the transition between inside and outside. It's the first place that catches your visitor's attention when they walk into your building. Remember that you only have one chance to make a first impression!



ANODISING – COLOUR CHART



ABIGOLD 01



ABIBRASS 01



ABIBRASS 02



ABIGOLD 02



ABIGOLD 03



ABIBRASS 04



ABIBRASS 03



ABIBRONZE 01



ABIBRONZE 02



ABICOPPER 01



ABICOPPER 02



ABICOPPER 03



ABICOPPER 04



ABIBRONZE 03



ABIBRONZE 04

ANODISING – COLOUR CHART



ABINATURE 01



ABIGREY 01



ABIBLACK 01



ABIREN 01



ABIREN 02



ABIREN 03



ABIREN 04




ABIBLUE 01



ABIGREEN 01




REFERENCE PROJECTS



- ❖ **APPLE – HOLLYHILL CORK**
Offices
- ❖ **Páirc Uí Chaoimh**
Stadium
- ❖ **BIO CORK II.**
Manufacturing Plant
- ❖ **WML1 - WINDMILL LANE**
Offices
- ❖ **CARLOW IT**
School
- ❖ **THREE PARK PLACE**
Offices
- ❖ **CURRAGH RACECOURSE**
Racecourse
- ❖ **UCD - ARDMORE HOUSE**
College Campus
- ❖ **GLENROYAL HOTEL**
Hotel
- ❖ **ARTHUR COX SHOPPING CENTRE**
Shopping Mal
- ❖ **DUBLIN AIRPORT HOB**
Airport
- ❖ **MOUNT JULIET HOTEL**
Hotel
- ❖ **CLAYTON HOTEL SILVER SPRINGS**
Hotel
- ❖ **IRISH LIFE CENTRE**
Offices for Insurance
- ❖ **HADDINGTON ROAD SCHOOL**
School
- ❖ **NORTHWOOD HOUSING**
Residential Development



Three Park Place



Curragh RaceCourse





Clayton Hotel Silverspring



Carlow IT



